



Acuity Incorporated
 Fremont, California
 USA 94539

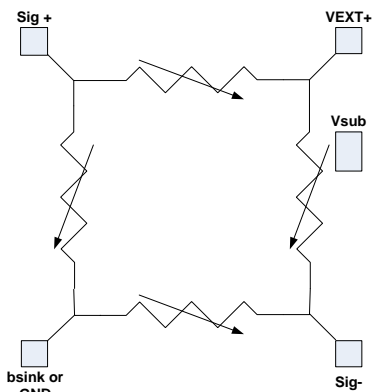

Acuity Series AC3031 20 to 500 mbar Low Pressure Sensor Die with in-line metal

The AC3031 pressure die is a special metal layout of the AC3030 low-pressure die. It features a closed bridge configuration with all wirebond pads along one edge. This facilitates direct wirebonding from the sensor to signal processing ASICs.

The AC3030 series die has been designed to replace existing low-pressure die with a much smaller foot-print, and improved zero-stability, reduced g-sensitivity and reduced sensitivity to humidity.

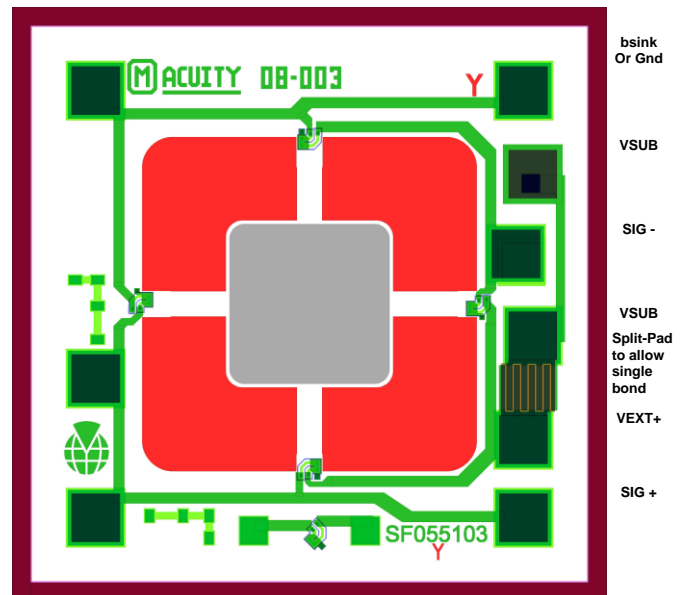
Based on the same basic structure and sensing element as the lower pressure AC3050 series, the AC3031 is a small (1.6 mm square) die that was originally optimized for 20 mbar to 100 mbar full-scale. The AC3031 can be driven to higher pressures with good performance, or further amplified for lower pressure sensitivity.

Suitable for a wide range of packages, it is particularly designed for low-pressure differential sensing in such applications as HVAC, air-flow, and a variety of industrial pressure and flow applications.



Equivalent Circuit Diagram

For maximum performance, VSub (Pad 8) should be tied to the highest voltage in the circuit.



**Pin-out of Acuity AC3031
 Low-Pressure Die**

+ Sig increases and -Sig decreases when pressure is applied to the top of the die



Acuity Incorporated
Fremont, California
USA 94539

Specification	Acuity Low Pressure Sensor - AC3031					Note
		Min	Nominal	Max	Unit	
Mechanical						
Stepping size	X	1.599	1.600	1.601	mm	
	Y	1.599	1.600	1.601	mm	
Unconstrained wafer thickness	Z	0.401	0.406	0.411	mm	
Electrical						
Resistance						
Bridge resistance - 3.5k		3.25	3.70	4.25	kohms	1
TCR		2300	2800	3100	ppm/degree C	2
Resistance Ratiometricity		-1.0	0.1	1.0	%	3
Offset						
Offset - No Pressure		-100.0	0.0	25.0	mV	1
Offset Ratiometricity		-0.2	0	0.2	mV/V	3
TCO		-25	2	25	microV/V/degree C	2
Leakage						
Current Leakage - individual		0.1	1.2	20	nA	4
Sensitivity						
Span		30	55	82	mV for 20, 50, and 100 mBar	5
		105	150	200	mV for 200 and 500 mBar	5
TCS		-2100	-1800	-1400	ppm/degree C	2
Pressure Nonlinearity		-0.75	0.15	0.75	%	6
Pressure Nonlinearity - F/B		-1.25	0.15	1.25	%	7
Mechanical Pressure						
Full Scale Pressure Ranges		20, 50, 100, 200, and 500			mBar	8
Overpressure - Burst		>15X			FS Pressure	9
Overpressure - Proof		>5X			FS Pressure	9

Note

- 1 Measured at 5.0 volts
- 2 Measured at +25 and +70 °C, normalized by reading at 25 °C
- 3 Measured at -2.5 and 5.0 Volts, normalized by reading at 5.0 volts
- 4 Measured from VSub substrate contact to any Resistor Pad at 10 V
- 5 Full scale output at 5 Volt drive and rated pressure
- 6 1/2 TBNL (Terminal Base Nonlinearity at 0, 50%, and 100% FS) with topside pressure
- 7 Ratio of sensitivity with +FS and - FS pressures applied
- 8 For custom pressure ranges, consult Acuity.
- 9 For 200 and 500 mBar, Burst Pressure is >5X and Proof Pressure is >3X

Ordering Information:

AC3031-XXX

where XXX = 020 for 20 mBar,
= 050 for 50 mBar,
= 100 for 100 mBar,
= 200 for 200 mBar, and
= 500 for 500 mBar

Acuity reserves the right to make changes to its products and specifications at any time, without notice. All sales are made pursuant to Acuity's standard terms and conditions of sale. While the information in this publication has been checked, Acuity makes no representations or warranties other than as specifically set forth in the terms and conditions of sale. Acuity assumes no responsibility for the use of any information or products described herein, conveys no license under any patent or other right, and makes no representation that the information or products are free of patent infringement. Acuity does not recommend the use of any of its products in life support or other critical applications. Products are not authorized for use in such applications and customer assumes the full risk of any such use. Acuity and the Acuity logo are trademarks of Acuity, Inc. © Copyright 2011- 2013 Acuity, Incorporated.